

Roxycide™ Aquatic

 *The Solution for High Performance Aquaculture Production*



An Activate Oxygen Disinfectant for the Aquaculture Industry

- ✓ **PATHOGEN CONTROL:**
Roxycide™ is a highly effective disinfectant against viruses, bacteria, fungi and molds.
- ✓ **BIOSECURITY:**
Roxycide™ is an effective tool in the prevention of disease transmission and management.
- ✓ **POND ECOLOGY MANAGEMENT:**
Roxycide™ s mode of action donates oxygen to the water while helping to manage organic matter.
- ✓ **ECO-FRIENDLY:**
Roxycide™ active constituents degrade to inert and safe substances allowing ongoing and extended usage in the presence of aqua species.





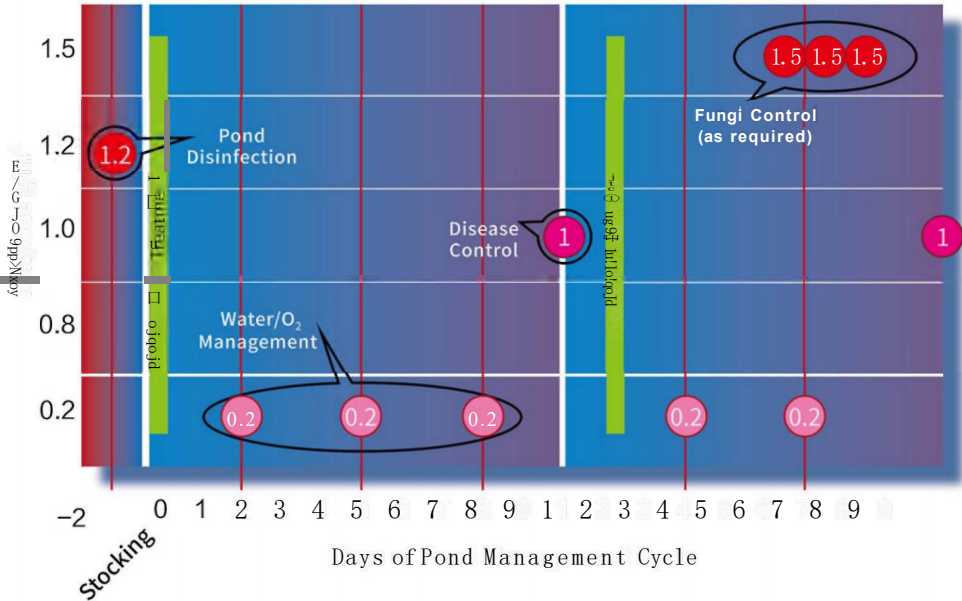
A Broad Spectrum and Efficacy Disinfectant

Roxycide™ is a concentrated disinfectant powder that can be mixed with water to form a powerful disinfecting solution with efficacy against fish viruses, bacteria, fungi, and molds.

Roxycide™ Key Benefits

- Application flexibility to address key production stages including pond preparation, ongoing water management and disease outbreaks.
- Increases oxygen levels in water to help sustain maximum production in ponds and maintain a sustainable pond ecology. Highly effective in the presence of organic matter.
- Highly effective in Aquaculture to control and eradicate bacteria, fungi, moulds and all viral families affecting Fish, Shrimp, Crab and other Aquatics.
- Use to prevent bacterial diseases including gill-rot, white spot disease, ascites, enteritis, putrid-skin disease, decayed crusta disease, saprolegniasis.

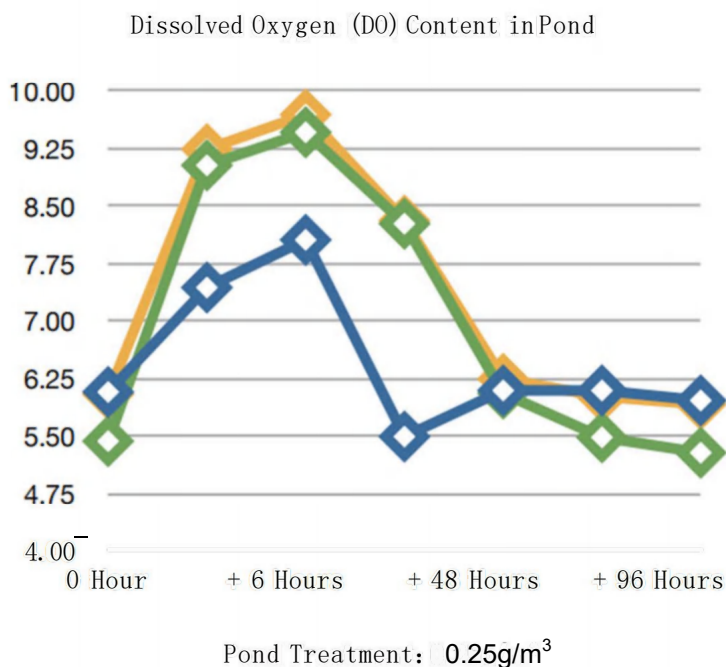
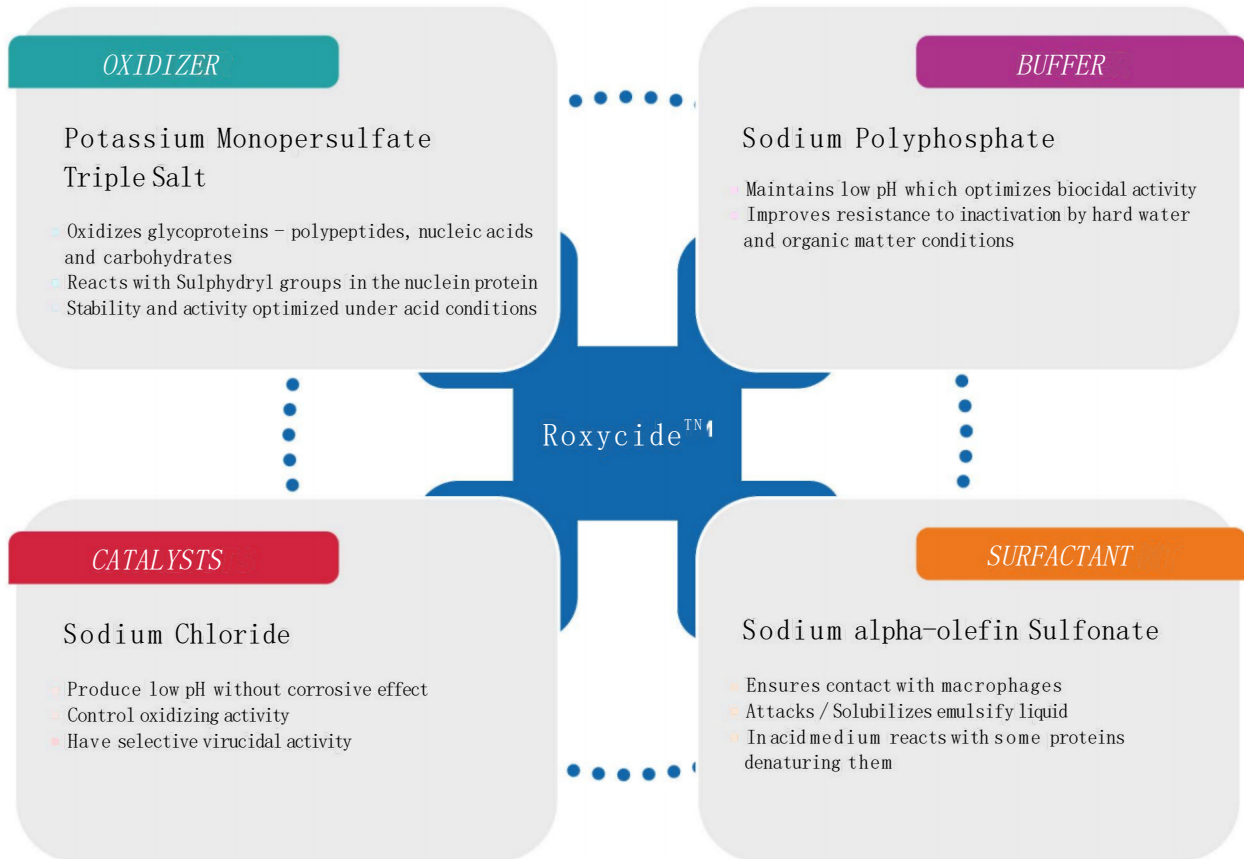
Pond Management Program Options



- 0.2 denotes Roxycide 0.2g/m³
- 1.0 denotes Roxycide 1g/m³
- 1.2 denotes Roxycide 1.2g/m³
- 1.5 denotes Roxycide 1.5g/m³

Roxycide™ can be used according to the chart at different rates and days within the pond management cycle. It is best alternates with a probiotic program to maximize the benefits on disease management, water oxygen levels and organic matter content.

Synergistic Components Increase Disinfection Activity



- ◆ Pond 1 DO Level (Untreated)
- ◆ Pond 2 DO Level (Treated)
- ◆ Pond 3 DO Level (Treated)

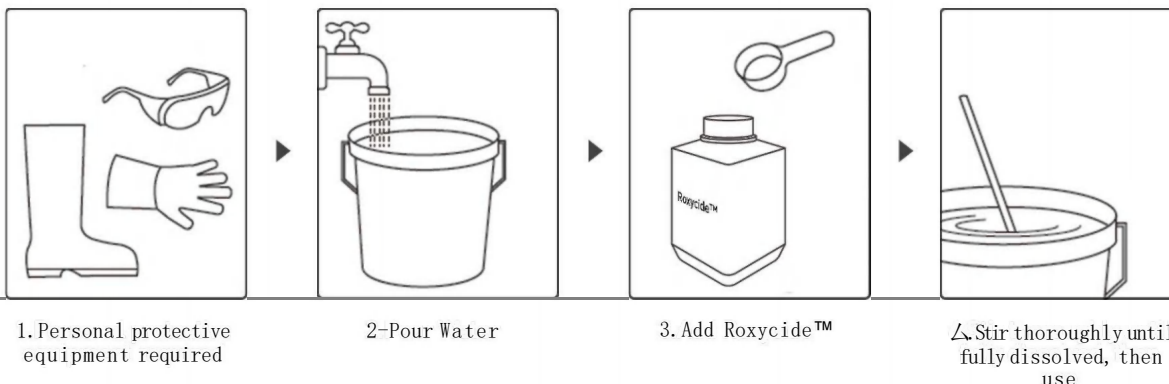
Trial conducted by Test Center of Veterinary Drug for Aquaculture, Scientific Institute of Agriculture, Sichuan Province (2005)

The results show that this potassium monopersulfate compound has the function of increasing oxygen in pond water, the dissolved Oxygen levels increased to higher concentrations that the control Pond.

Therefore, a regular application of Roxycide™ followed by repopulation of the pond's probiotic bacteria provides an excellent management tool to help manage four components of aquaculture production; Disease, water Ammonia and Oxygen content and pollution control. Most use the rotation on a weekly basis in intensive or high risk periods.

Application Strategy

How to make ready-to-use disinfectant solution?



Roxycide™ Usage Instructions

- Do not attempt to pour Roxycide™ Powder directly into aqua ponds.
- Calculate the volume of water in the pond in cubic meters (m³).
- Select the desired application and dosage required from the table above. Calculate dosage depending on volume of water in the pond.
- Always make a base/stock solution by dissolving required quantity of Roxycide™ powder into fresh, air temperature water at a ratio of 1:100 for best results (example; 1 kg Roxycide™ to 100 litres water).
- Use a clean container of sufficient size (example 200 litre drums or 1000 litre IBCs)
- To make the base/stock solution, mix required amount of Roxycide™ powder into water while stirring or agitating to help fully dissolve Roxycide™ in the base solution water.
- Evenly distribute the base solution to the pond, ideally where there is water movement or aeration paddles to aid in dispersal.
- Clean and disinfect containers and equipment after using.
- Storage of stock solution: 5-7days.

Roxycide™ Application and Dosage Instruction

Applications	Treatment Periods	Roxycide™ powder/pond (gram/m ³)		
Disinfection before stocking	1-2 days prior to stocking	1.2g/m ³		
Disease prevention in stocked ponds	Once every 10 days	0.8-1.0g/m ³		
Disease outbreaks	Once every 3days then repeated every 3 days	0.8-1.2g/m ³		
Treatment of fungi buildup	Once a day and repeated for 3 days	1.5g/m ³		
Water purification	Once every 3 days	0.2-0.3g/m ³		
Roxycide™ Application and Dosage rates for Equipment and Bio-Security				
Objects		Dilution	Coverage	Tips
Equipment disinfection Foot dips, Walls, Roofs, floors, Tanks and other equipment including Hatchery, Nursery, Nets, Tanks, aeration machines and paddles		1:100	300ml/m ²	Change foot dips every 3 to k days
Barrier Control: Boats and Vehicles including feed trucks		1:200	300ml/m ²	

CIROSUN Chengdu Rosun Disinfection Pharmaceutical Co., Ltd.

Add. No.139 East Fifth Road of Auto Center,Eco.&Tech. Development Zone of Chengdu City.China.
Tel. +86 28 65988030
Website www.rosun.com.cn / rosun.en.alibaba.com
Email intl-market@rosun.com.cn